Multiple District 38

As of October 2026 Cumulative

Year	New Clubs	Dropped Clubs	Gain/ Loss Clubs	New Members	Charter Members	Reinstate Members	Transfer Members	Total Member Added	Total Members Dropped	Gain/ Loss Members
2022-2023	0	2	-2	155	0	5	10	170	282	-112
2023-2024	0	1	-1	163	0	13	2	178	254	-76
2024-2025	1	0	1	151	25	16	5	197	240	-43
2025-2026	1	3	-2	153	20	13	11	197	265	-68
2026-2027	0	0	0	63	0	3	1	67	69	-2
Average	**0**	**1**	**-1**	**137**	**9**	**10**	**6**	**162**	**222**	**-60**

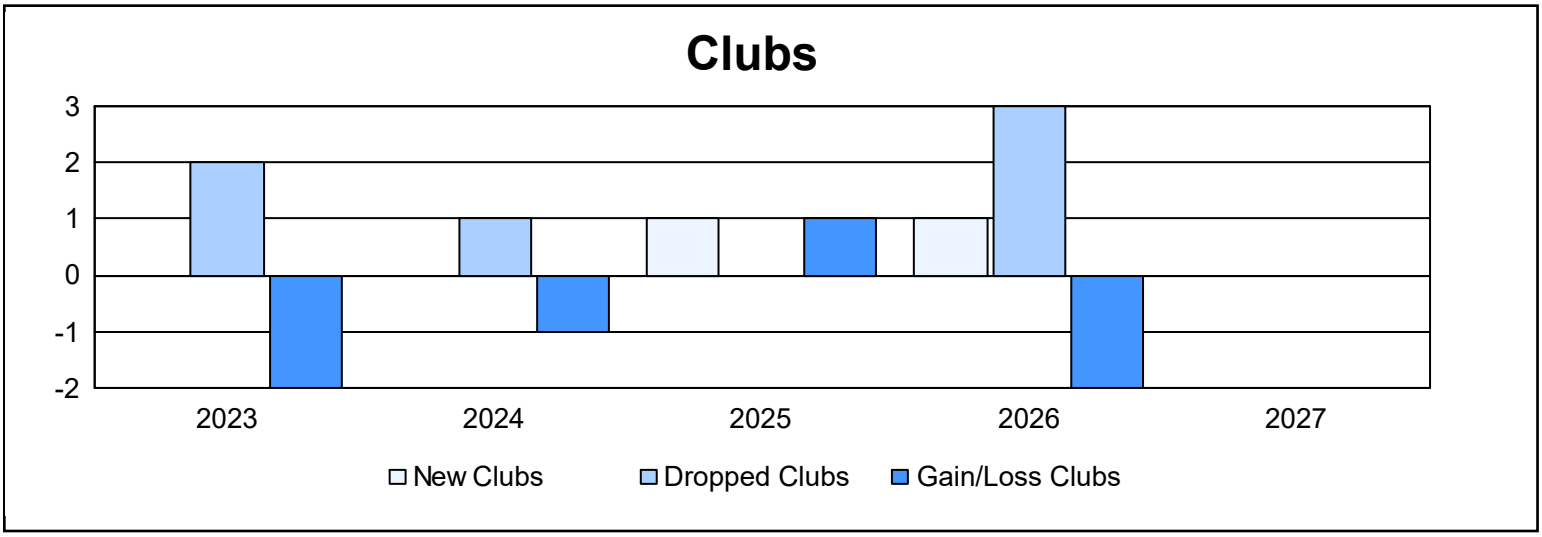

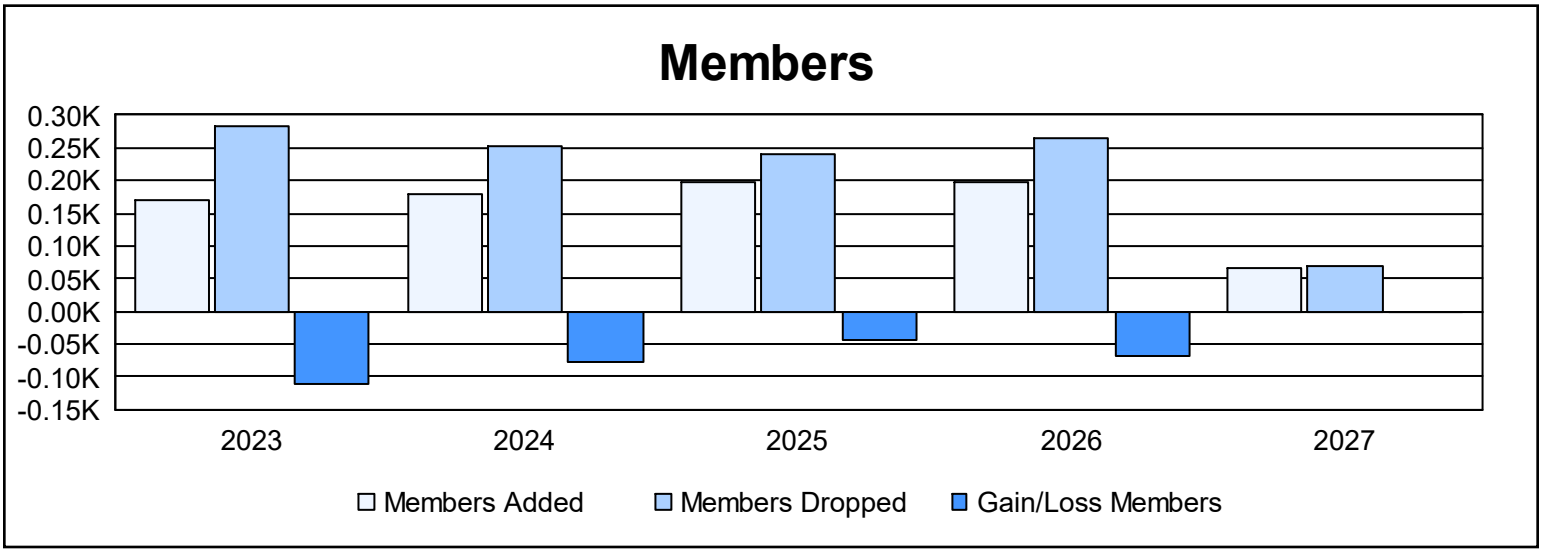

Membership Composition

October 2026 Cumulative

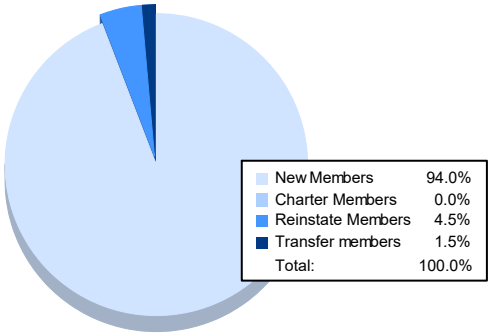

New Members	94.0%
Charter Members	0.0%
Reinstate Members	4.5%
Transfer members	1.5%
Total:	100.0%

Gender Composition

October 2026 Cumulative

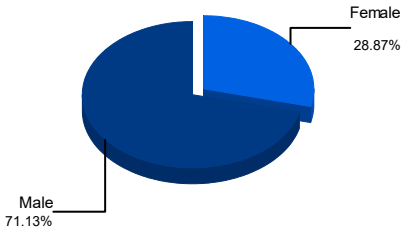

Female	28.87%
Male	71.13%
PreferNotToAnswer	0.00%
NonBinary	0.00%
Total:	100.00%